

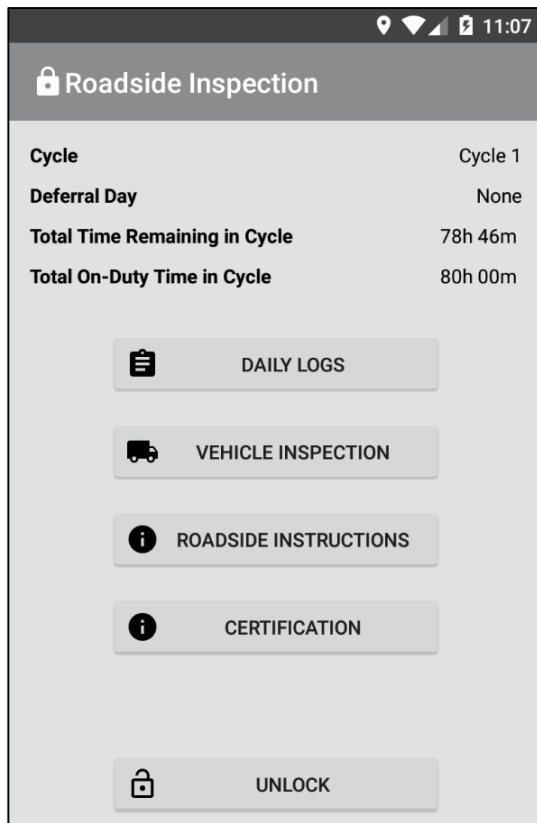
# FLEET COMPLETE HOS

## ROADSIDE INSPECTION GUIDE

### PURSUANT TO FMCSA RULE 395.15 (G) (1)

- g) On-board information. Each commercial motor vehicle must have, on-board, a commercial motor vehicle information packet containing the following items:
  - (1) An instruction sheet describing in detail how data is stored and retrieved from an automatic on-board recording system.





The system downloads all required Hours of Service (HOS) log history when the driver logs onto their device.

Viewing information does not require a cellular data connection because it is contained in the driver's device's database.

Additional data is gathered from the vehicle's Electronic Control Module (ECM) and/or the driver's entries as they occur. This information is added to the historical data and is stored in the driver's device's database.

A copy is also sent to the server's database via a cellular data network.

All data is retrievable by the driver at any time. It is also retrievable by anyone with proper access to the server.

## ACCESSING THE ROADSIDE INSPECTION INFORMATION:


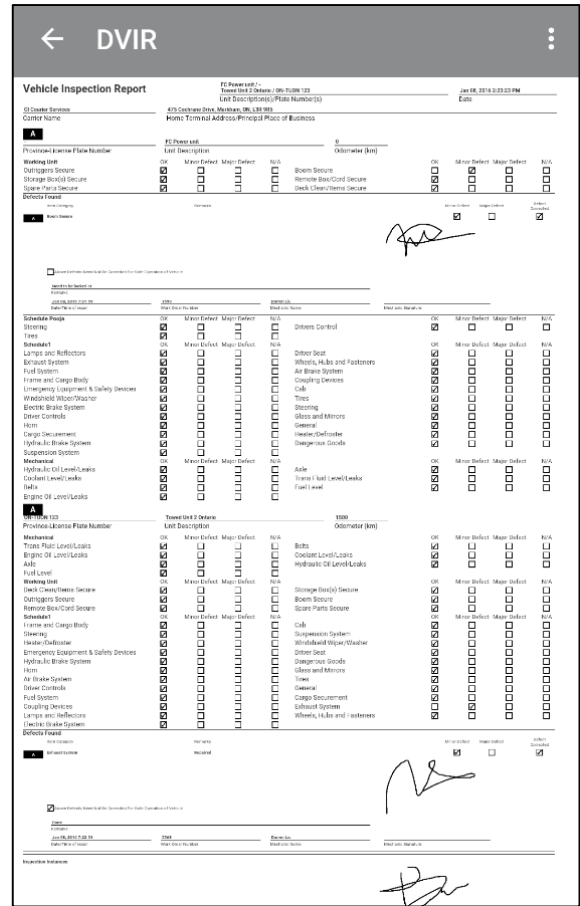
1. Select the menu icon
2. Select **Roadside Inspection**

Once the information is displayed, the driver can hand over the device to the Roadside Inspector who will see the following options:

- **Daily Log** is a record that accounts for all the driver's on-duty and off-duty time for that particular day
- **Vehicle Inspection** is a report that the driver fills out at the beginning and end of his trip to ensure the vehicle is in good condition
- **Roadside Instructions** is a document to help the inspector use the application
- **Certification** shows the application's vendor certification form.

If you have selected a **Canadian rule**, you will see these additional information:

- **Cycle**
  - Cycle 1 - 7 days' rest period
  - Cycle 2 - 14 days' rest period
- **Deferral Day**
  - Refers to a shorter rest period on the current day for up to a maximum of 2 hours.
- **Total Time Remaining in Cycle**
  - Represents the total amount of time you have left to work in the current cycle.
- **Total On-Duty Time in Cycle**
  - Indicates the amount of time you have accumulated in the current cycle

**VIEWING THE DAILY LOG**

From the Roadside Inspection screen, tap on the **Daily Log** button will display the driver's current daily log.

From the **Daily Log** screen, you will have the following options:

- Choose the date of the daily log that you wish to see
- Export the daily log by email.

**VIEWING THE DVIR**

The inspector will see the current **Driver's Vehicle Inspection Report (DVIR)** and can zoom in or out to see more of the report.

**NOTE:**

- This log is scalable and movable on-screen
- The inspector can select the driver's logs from any previous days as required (7 days plus current for US rules and 14 days plus current for Canadian rules)
- To return to the Roadside Inspection screen, tap on the left arrow or back
- It is not necessary to be in cellular coverage for either the Roadside inspection or return to the HOS application.